

CATH HOWE



Activity Ideas for KS2

Activity Ideas for KS2

Two is a Crowd



About the pack

Two is a Crowd is written by KS2 teacher, Cath Howe. These activity ideas have been created to encourage children to explore the characters and themes of the book through creative writing, PSHE, whole class drawing exercises and discussion questions.

About the book

A stunning contemporary real-life story from the brilliant author of *Ella on the Outside*, with beautiful illustrations by Miguel Bustos.

Hattie's life is already complicated enough. She's about to start secondary school, her best friend is going off with someone else and her dad seems to have completely forgotten his promise to let her have a room of her own.

So when her mum's goddaughter, Seren, arrives and gets special treatment, Hattie feels pushed out.

Could it be that Hattie's family actually prefer Seren?

About the author

Cath Howe is a children's author and teacher in South West London. Cath runs workshops in schools on everything to do with writing and performing.

Two is a Crowd is her sixth novel following the highly acclaimed *Ella on the Outside*, *How to be Me, Not My Fault*, *The Insiders* and *My Life on Fire*.

Interested in finding out more? Visit Cath's website: www.cathhowe.com



Whole class writing and drawing activity: Life is like a balloon flight

An activity to let your imagination go. It tells us something unique about each pupil.

Step 1 – Listen, imagine and act out!

First, listen and picture in your head as your teacher reads out the following passage...

A huge balloon lies flat on the field like a paint splash. It is opened up and air is pumped in. The basket is on its side. It takes a long time to fill a hot air balloon, maybe 10 minutes. People hold guy ropes to hold the balloon in place. As the balloon fills, these helpers have to hang on to stop it taking off. The basket is then pulled upright and the people clamber in. The balloon takes off as fire blasts into it, floating above the heads of the travellers. The balloon lifts and is carried up over the trees.

Teachers, read this aloud a second time and ask the children to make sound effects/act out the balloon getting ready and taking off.

Step 2 – Inside the balloon and up in the air

The people with you in your balloon are like your support team: friends, family... you choose! The view is like how you see the world. Choose anywhere in the world to drift over.

Imagine the answers to these questions:

What are you flying over? What sort of scenery is it? Desert? Rainforest? Moon? Ocean? Mountains?

Who is in the basket with you?

Who were the team on the ground - all the people who helped get you airborne?

What does it feel like being up there?

How far do you travel?

Where do you land?

What do you think about while you drift?




Step 4 – Illustrate your poem!

Now it's time for each pupil to design and colour a fully inflated hot air balloon with a basket, with your balloon taking up most of the blank space on the next page. You can add in the people who are in the hot air balloon with you if you like!

Write the poem you made inside your fully coloured balloon or around the sides, whichever you'd prefer! Just make sure it's somewhere clear to read.

Make a display to share all of the balloons for 'Life is Like a Balloon Flight!'

Here's an example from the book! This is the lovely hot air balloon illustration that Seren draws.



**Please draw your hot air balloon
on the next page!**



TWO IS A CROWD
CATH HOWE



TWO IS A CROWD
CATH HOWE

www.nosycrow.com

nosy
crow

Exploring emotions in Literacy and PSHE

Have a look at the cover for *Two is a Crowd*. Discuss with a partner. What emotions are shown here and how?

Create a “Feelings Bank” as a class

We talk about *seeing red* or being *green with envy*. Write some lists of all the ways we use colours to talk about emotions. Which colours get used most?

Can you think of new ways to connect a colour and a feeling?

Try making up feelings for yellow or purple.

Mix feelings by mixing colours - red with blue spots, pale pink with black stripes...

Why not add in illustrations to show the different emotions?

Use symbols - arrows, hearts, zigzags, soft, jagged or wiggly lines.

Add question marks, exclamation marks and other speech marks.

Make a display with the whole class’s ideas.

Combatting jealousy

Make a list of **Class Rules** that would help someone combat jealous feelings.

As a starting point, discuss these statements with a partner:

Think differently: You could be wrong about that person having a better life.

Look around you: Watch and listen. Other people around you may be struggling too.

Share your feelings: Find someone you trust to talk to.

We are all different: What makes you unique? What are you good at?

Now it’s time to work together as a pair to come up with your own rules!

Then display them in the classroom.



Creative Writing Activities

Read the scene where Hattie is hiding in the car but Corrie finds her there, so she decides to move her hiding place to the airing cupboard (pages 154-158).

- Write a diary or monologue as if you are Corrie, Hattie's older brother. What does he think about his sister? What has he noticed? Is he sympathetic about what's been happening?
- Write a conversation between Corrie and Seren about what's been happening with Hattie's angry outbursts. You could also include Hattie's younger brother, Thomas.

Read the scene (on pages 183-188) where Hattie goes into the foodbank and starts playing football outside with a group of younger children.

- What does Hattie mean when she says: "I felt like me again?" What is special about this moment compared to how she's been feeling at school and home?

Do you have something you do that makes you feel like you? Describe the feeling and the activity you love.

 **TWO IS A CROWD** 
CATH HOWE

Whole Class Drawing Activity

Writing and drawing are ways to express what we feel. For example, in *Two is a Crowd*, Seren's drawings are important as they help her to express herself.

Imagine a **fictional school** called **Meadowview**. It has a large playground: climbing frames, a football area, a pirate boat to play on, a field for games and running, and lots of trees. Can you picture it?

Important - this is not your school. Don't include anyone you know in real life or from books or films. Make up the characters you want to show.

Here are some lines of dialogue (things being said or shouted) by children in the playground at Meadowview:

"How dare you?"

"That's hilarious!"

"This is just the best feeling."

"Goal!"

"Got you!"

"Hide!"

"You've broken it."

Make up what's happening in the playground and draw some characters and their feelings and actions. They could be using the equipment or playing with friends.

Here are some tips:

Show feelings with symbols - diagonal lines, zig zags, extreme eyes or facial expressions. You could use question marks, exclamation marks, hearts, and arrows too. You can choose to include words or speech bubbles. Use lots of colour too!

Here's an example of Seren's drawing of Leeza from the book! Look at how Leeza's frustration is illustrated through the gritted teeth and fists that Seren has drawn.

Put all your illustrations together in a whole class mural.



TWO IS A CROWD
CATH HOWE

Book Club Questions

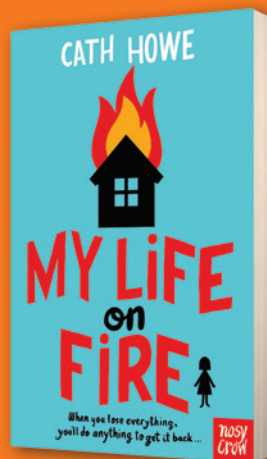

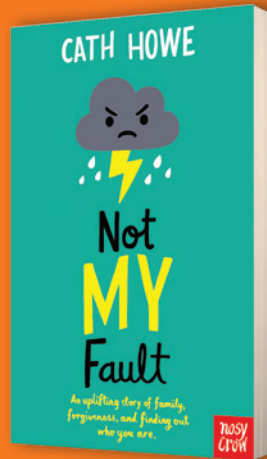
- How do you think Seren has been feeling since she moved in with Hattie's family? Discuss the highs and lows and how things change in this household. Think about each person Seren gets to know — Dad, Mum, Corrie and Thomas and then discuss how her feelings change towards Hattie.
- Seren has been brought up by her grandad. What do you discover about life with Grandad in the course of this story? What do you imagine their life together was like?
- Discuss the impact of the arrival of Biscuit the cat on each character — Seren, Corrie, Thomas, Mum and Dad, and Hattie.
- What do you think Hattie's teachers would say about her?
- How do you think Hattie's mum and dad have been feeling since the summer began?
- How are Hattie and Seren contrasted through the story? What sort of friends will they become for each other in future at secondary school?
- Throughout the book, Seren uses art to help her cope. Which of her drawings is your favourite and why? What insight does the drawing provide into how Seren is feeling?

 **TWO IS A CROWD** 
CATH HOWE



We hope you enjoyed these activities! We would love to see your work.
Share it with us @nosycrow #TwoisaCrowd

Don't miss Cath Howe's other books, *Ella on the Outside*, *Not My Fault*, *How to be Me*, *The Insiders* and *My Life on Fire*



Find more resources on our website:
www.nosycrow.com/teachers-resources

If you liked these resources, why not sign up to
our teacher newsletter? For activities, updates,
giveaways and more!

